

First Quarter 2008 Social Weather Survey: National proficiency in English recovers

Social Weather Stations

Filipinos' self-assessed proficiency in the English language has recovered in the last two years after a decline over the previous twelve years, according to the April 2008 Social Weather Survey, conducted during March 30 to April 2, 2008.

The April 2008 results show a recovery in all aspects of English proficiency, most notably on the ability to speak English, compared to March 2006 results. The recovery can also be seen when social class and education are taken separately.

Three-fourths of Filipino adults (76%) say they understand spoken English; 75% say they read English; three out of five (61%) say they write English; close to half (46%) say they speak English; about two-fifths (38%) say they think in English; while 8% say they are not competent in any way when it comes to the English language. [*Chart 1*]

This is a recovery from the last previous survey of March 2006, when about two-thirds of Filipino adults (65%) said they could understand spoken English; another 65% said they could read English; about half (48%) said they could write English; about a third (32%) said they could speak English; a fourth (27%) said they could think in English; while 14% said they were not competent in any way when it comes to the English language.

The situation in 2006 was a deterioration from earlier surveys of 2000 and 1993. [*Charts 2 to 12*]

Self-assessed English proficiency by area, locale, social class, sex, age and education are found in Tables 1a to 1c.

Personal usage of English slightly went up

Personal usage of the English language slightly went up in April 2008 from March 2006. [*Chart 13*]

In April 2008, 8% of Filipino adults say they make *full use* of the English language; about two-fifths (39%) say they make *fair use* of the English language; about three out of ten (29%) say they make *partial use* of the English language; about a fifth (17%) say they make *almost no use* of the English language; while 8% say they are not competent in any way when it comes to the English language.

On the other hand, in March 2006, 5% of Filipino adults said they made *full use* of the English language; a third (35%) said they made *fair use* of the English language; a fourth (27%) said they made *partial use* of the English language; about a fifth (19%) said they made *almost no use* of the English language; while 14% said they were not competent in any way when it comes to the English language.

Personal usage of the English language by area, locale, social class, sex, age and education are found in Tables 2a to 2c.

Survey Background

The Social Weather Survey for the First Quarter of 2008 was conducted during March 30-April 2, 2008 using face-to-face interviews of 1,200 adults divided into random samples of 300 each in Metro Manila, the Balance of Luzon, Visayas, and Mindanao (sampling error margins of $\pm 3\%$ for national percentages and $\pm 6\%$ for area percentages). The area estimates were weighted by National Statistics Office medium-population projections for 2008 to obtain the national estimates.

The items described in this release were commissioned by the Promoting English Proficiency (PEP) Project (www.promote-english.org), an initiative led by the American Chamber of Commerce of the Philippines and the Makati Business Club, with funding from Philip Morris Philippines Manufacturing, Inc. (PMPMI).

For inquiries on the PEP project, please contact the PEP Secretariat through tel. no. 885-7867 ext. 326 or e-mail pep@sun.com.ph.

#

Chart 1

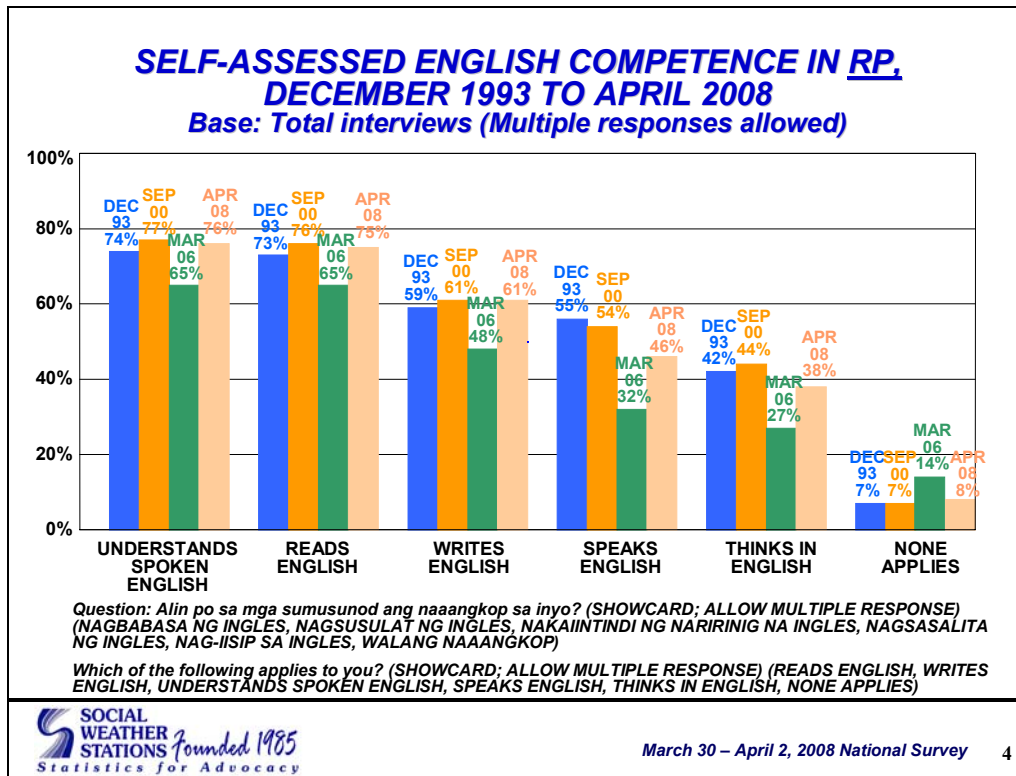


Chart 2




Chart 3

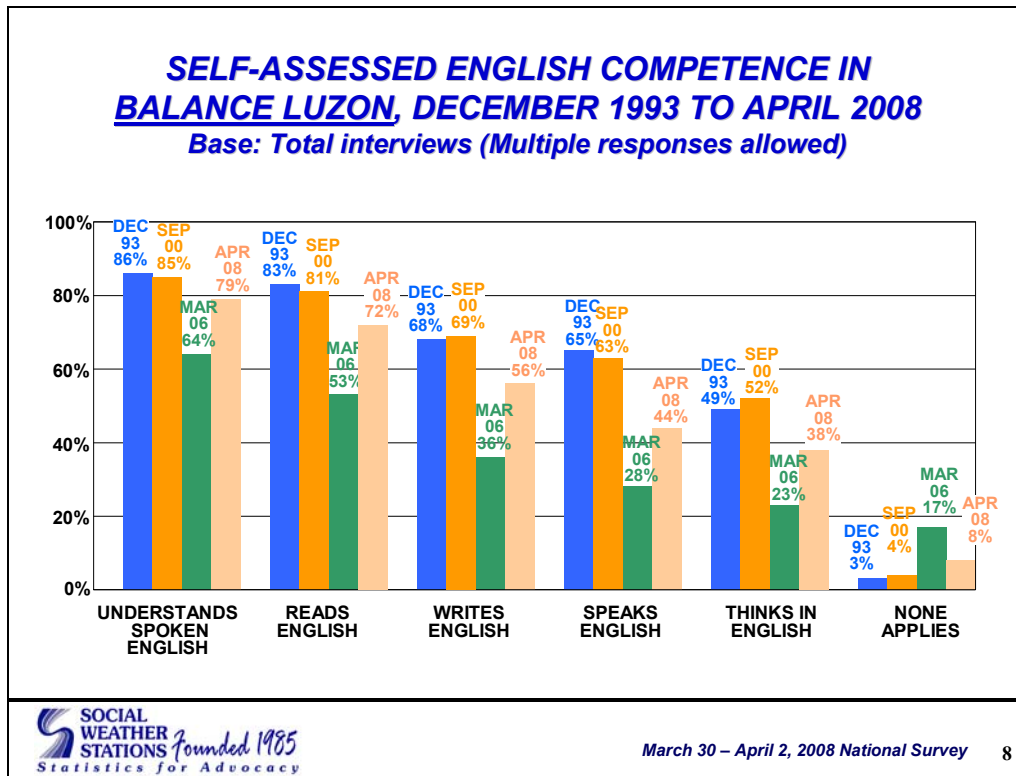


Chart 4

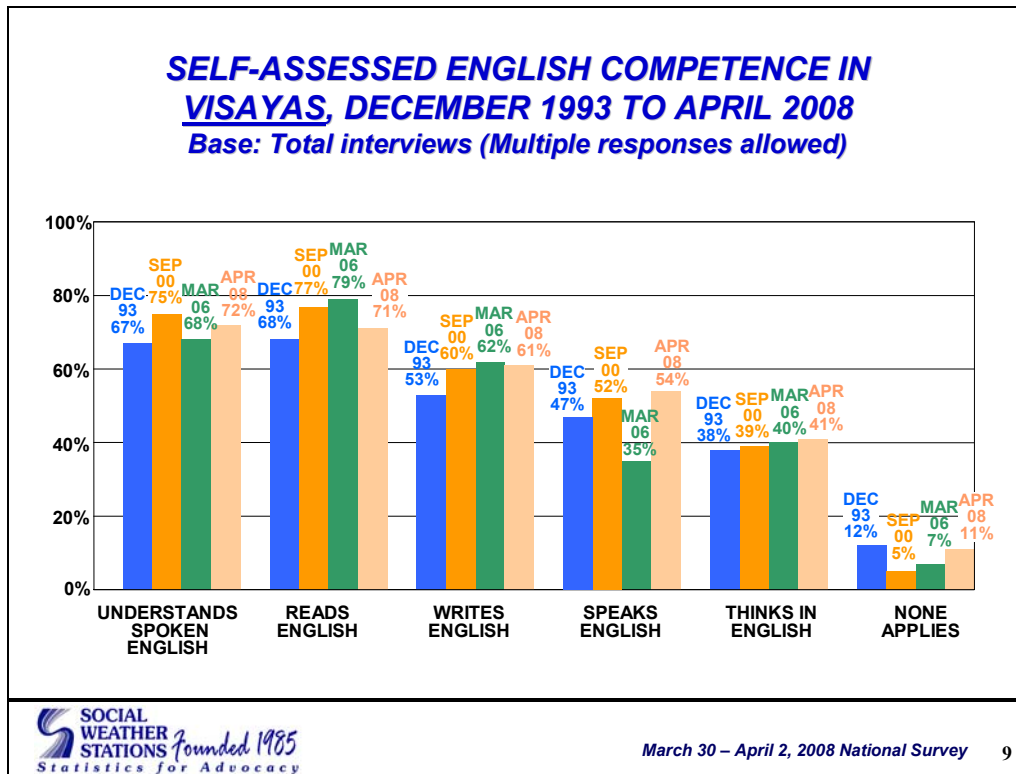


Chart 5

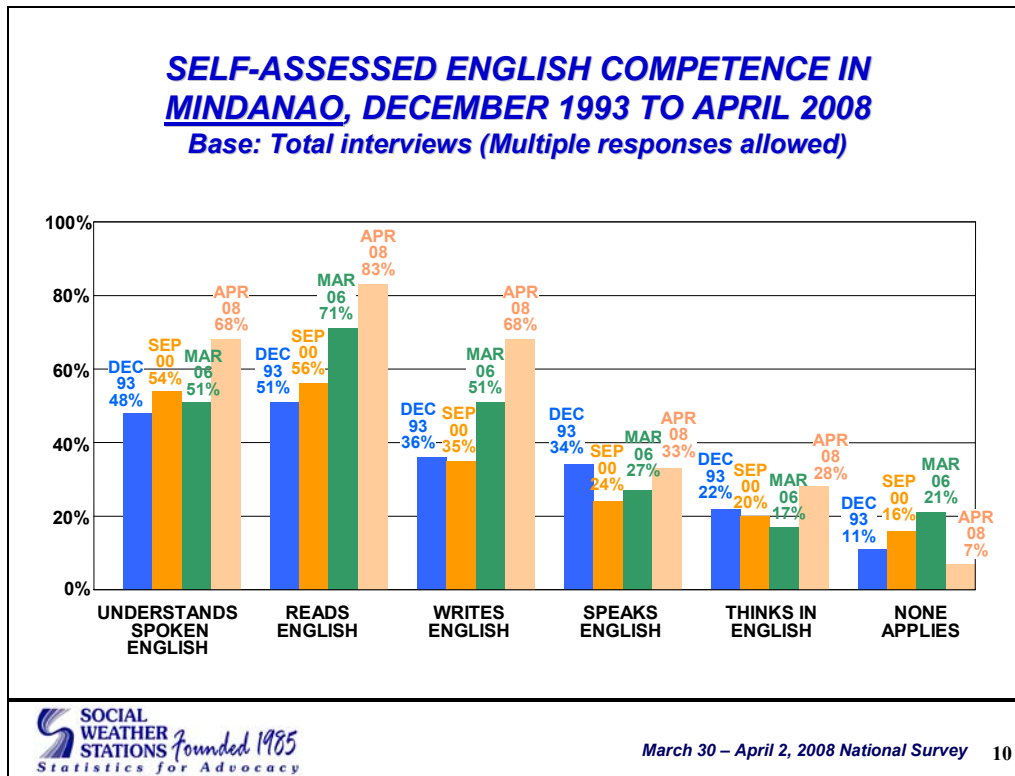


Chart 6

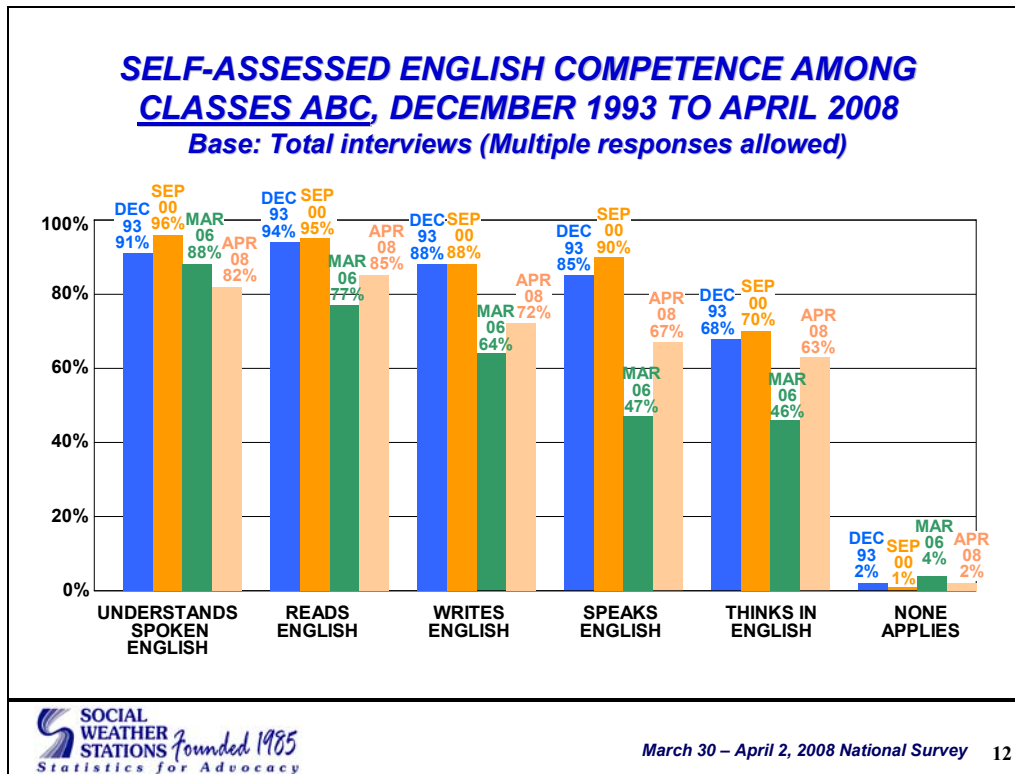


Chart 7

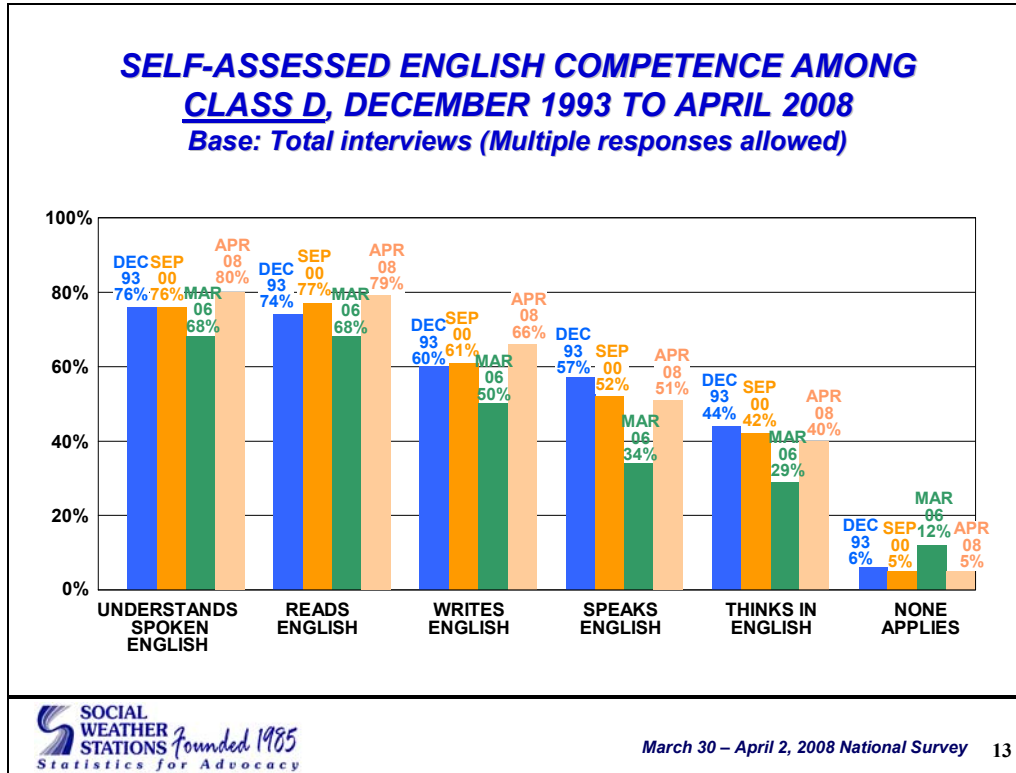


Chart 8

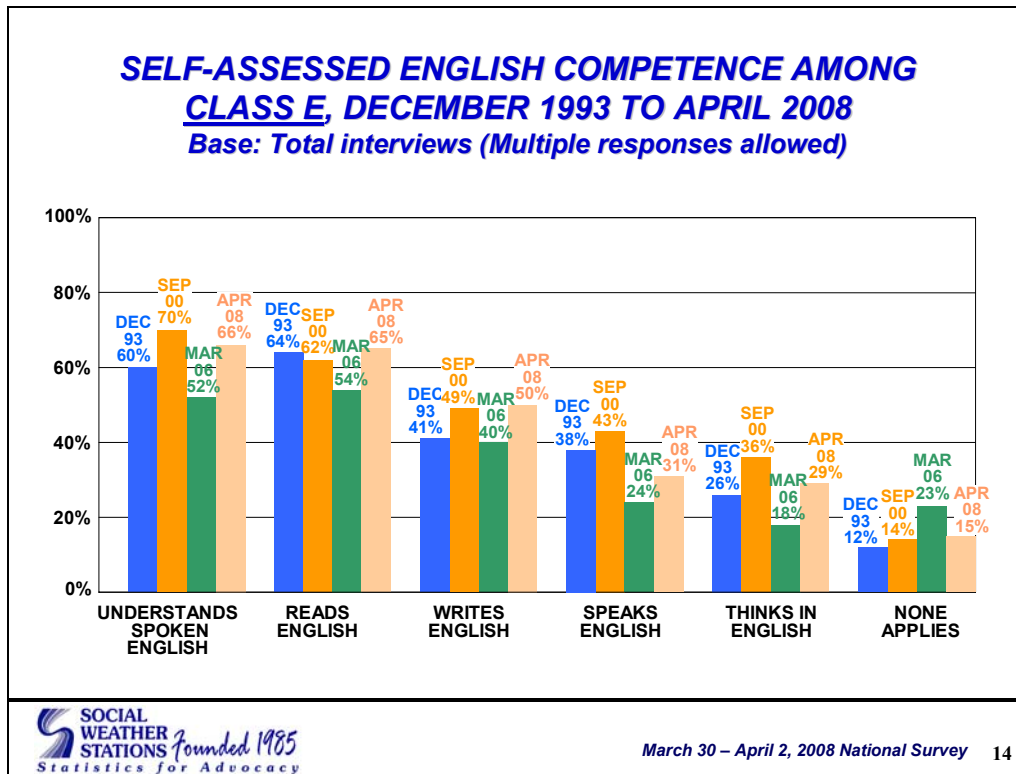


Chart 9

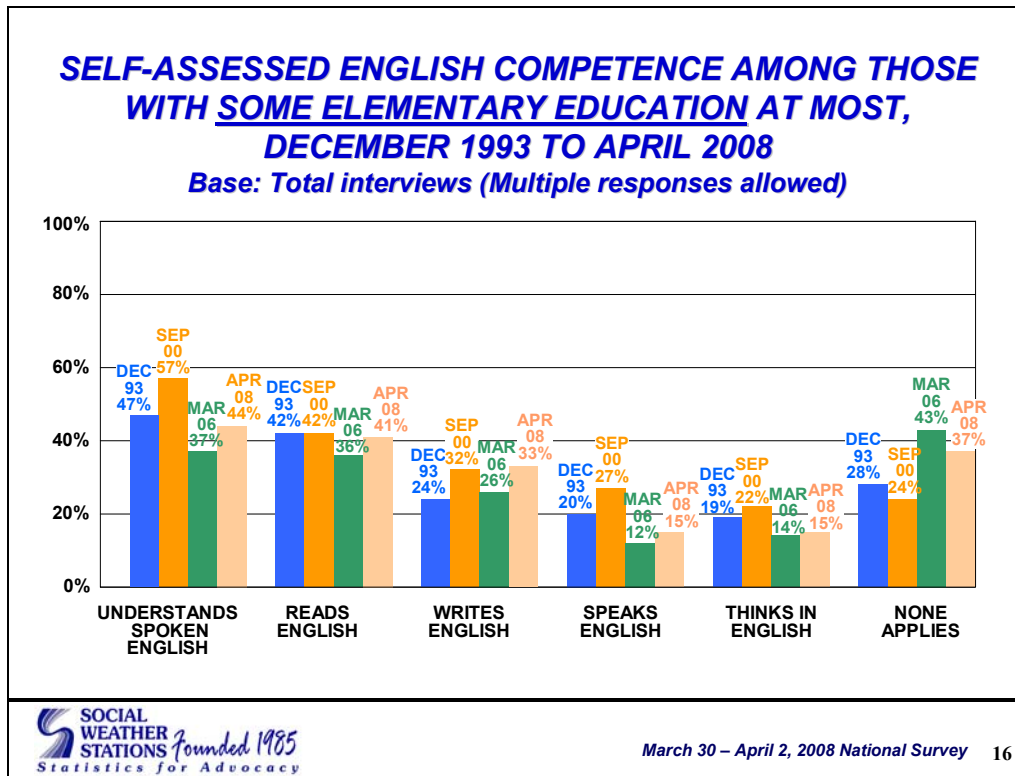


Chart 10

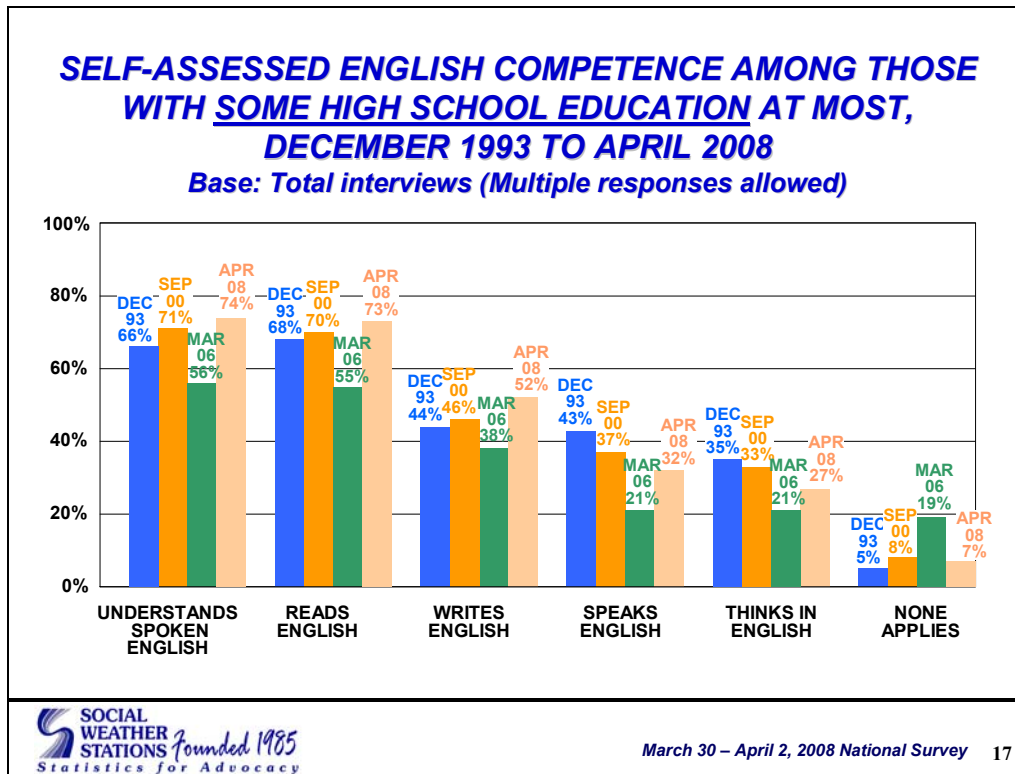


Chart 11

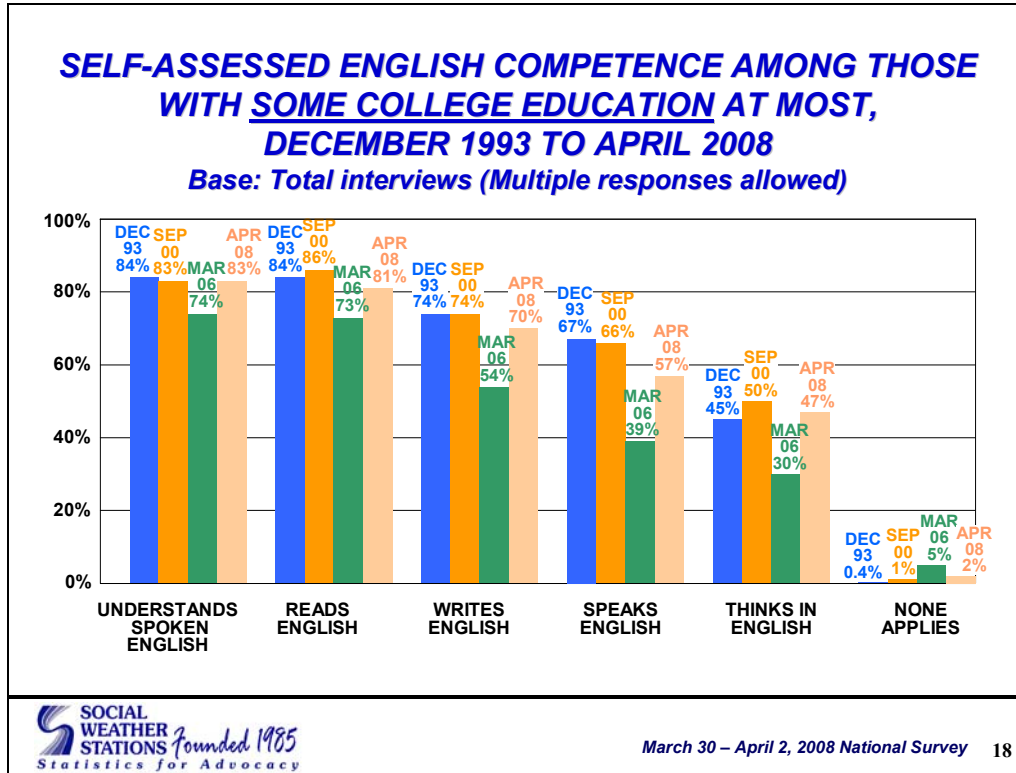


Chart 12




Table 1a

SELF-ASSESSED ENGLISH COMPETENCE, BY AREA, LOCALE AND CLASS, APRIL 2008						
Base: Total interviews (Multiple responses allowed)						
	<u>Understands Spoken English</u>	<u>Reads English</u>	<u>Writes English</u>	<u>Speaks English</u>	<u>Thinks in English</u>	<u>None Applies</u>
RP	76%	75%	61%	46%	38%	8%
NCR	86	77	68	62	51	2
Balance Luzon	79	72	56	44	38	8
Visayas	72	71	61	54	41	11
Mindanao	68	83	68	33	28	7
Urban	81	78	66	53	42	5
Rural	71	72	57	38	34	10
ABC	82	85	72	67	63	2
D	80	79	66	51	40	5
E	66	65	50	31	29	15

Q4. Alin po sa mga sumusunod ang naaangkop sa inyo? (SHOWCARD; ALLOW MULTIPLE RESPONSE) (NAGBABASA NG INGLIS, NAGSUSULAT NG INGLIS, NAKAIINTINDI NG NARIRINIG NA INGLIS, NAGSASALITA NG INGLIS, NAG-IISIP SA INGLIS, WALANG NAAANGKOP)

Which of the following applies to you? (SHOWCARD; ALLOW MULTIPLE RESPONSE) (READS ENGLISH, WRITES ENGLISH, UNDERSTANDS SPOKEN ENGLISH, SPEAKS ENGLISH, THINKS IN ENGLISH, NONE APPLIES)


 March 30 – April 2, 2008 National Survey

Table 1b

SELF-ASSESSED ENGLISH COMPETENCE, BY SEX AND AGE GROUP, APRIL 2008						
Base: Total interviews (Multiple responses allowed)						
	<u>Understands Spoken English</u>	<u>Reads English</u>	<u>Writes English</u>	<u>Speaks English</u>	<u>Thinks in English</u>	<u>None Applies</u>
RP	76%	75%	61%	46%	38%	8%
Male	75	76	63	47	41	8
Female	77	74	60	45	35	8
18-24	77	83	69	53	40	2
25-34	77	77	64	45	44	6
35-44	75	78	64	45	37	8
45-54	77	72	56	45	40	9
55 & Above	74	65	52	42	29	14

Q4. Alin po sa mga sumusunod ang naaangkop sa inyo? (SHOWCARD; ALLOW MULTIPLE RESPONSE) (NAGBABASA NG INGLIS, NAGSUSULAT NG INGLIS, NAKAIINTINDI NG NARIRINIG NA INGLIS, NAGSASALITA NG INGLIS, NAG-IISIP SA INGLIS, WALANG NAAANGKOP)

Which of the following applies to you? (SHOWCARD; ALLOW MULTIPLE RESPONSE) (READS ENGLISH, WRITES ENGLISH, UNDERSTANDS SPOKEN ENGLISH, SPEAKS ENGLISH, THINKS IN ENGLISH, NONE APPLIES)


 March 30 – April 2, 2008 National Survey

Table 1c

SELF-ASSESSED ENGLISH COMPETENCE, BY EDUCATION, APRIL 2008
 Base: Total interviews (Multiple responses allowed)

	<u>Understands Spoken English</u>	<u>Reads English</u>	<u>Writes English</u>	<u>Speaks English</u>	<u>Thinks in English</u>	<u>None Applies</u>
RP	76%	75%	61%	46%	38%	8%
Up to some elem.	44	41	33	15	15	37
Up to some HS	74	73	52	32	27	7
Up to some coll.	83	81	70	57	47	2
Coll. grad/Post	89	96	83	72	60	0

Q4. Alin po sa mga sumusunod ang naaangkop sa inyo? (SHOWCARD: ALLOW MULTIPLE RESPONSE) (NAGBABASA NG INGLIS, NAGSUSULAT NG INGLIS, NAKAIINTINDI NG NARIRING NA INGLIS, NAGSASALITA NG INGLIS, NAG-IISIP SA INGLIS, WALANG NAAANGKOP)

Which of the following applies to you? (SHOWCARD: ALLOW MULTIPLE RESPONSE) (READS ENGLISH, WRITES ENGLISH, UNDERSTANDS SPOKEN ENGLISH, SPEAKS ENGLISH, THINKS IN ENGLISH, NONE APPLIES)



March 30 – April 2, 2008 National Survey

Chart 13

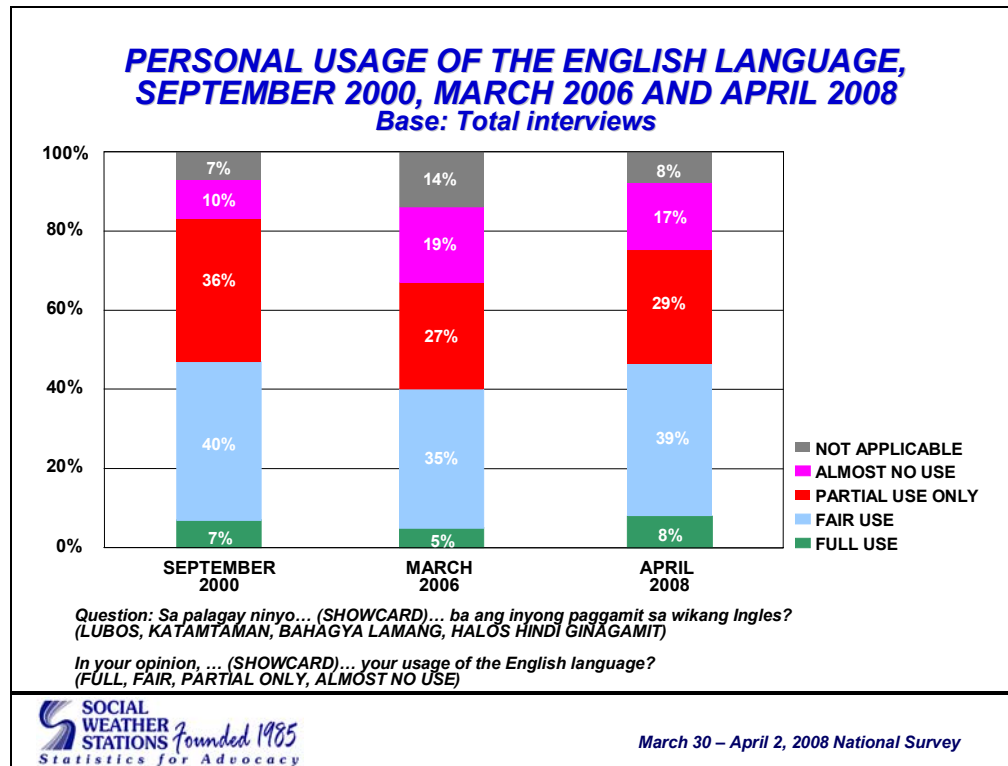



Table 2a

PERSONAL USAGE OF THE ENGLISH LANGUAGE, BY AREA, LOCALE AND CLASS, APRIL 2008						
Base: Total interviews						
	<u>Full use</u>	<u>Fair use</u>	<u>Full + Fair use</u>	<u>Partial use only</u>	<u>Almost no use</u>	<u>Not applicable</u>
RP	8%	39%	46%	29%	17%	8%
NCR	10	51	61	31	6	2
Balance Luzon	4	39	43	28	21	8
Visayas	11	35	46	28	15	11
Mindanao	11	34	45	31	18	7
Urban	10	44	54	29	12	5
Rural	5	33	38	29	22	10
ABC	21	45	66	22	9	2
D	8	43	51	30	15	5
E	5	28	34	28	23	15

Q5. Sa palagay ninyo... (SHOWCARD)... ba ang inyong paggamit sa wikang Ingles?
(LUBOS, KATAMTAMAN, BAHAGYA LAMANG, HALOS HINDI GINAGAMIT)

In your opinion, ... (SHOWCARD)... your usage of the English language?
(FULL, FAIR, PARTIAL ONLY, ALMOST NO USE)

 **SOCIAL WEATHER STATIONS** *Founded 1985*
Statistics for Advocacy


March 30 – April 2, 2008 National Survey

Table 2b

PERSONAL USAGE OF THE ENGLISH LANGUAGE, BY SEX AND AGE GROUP, APRIL 2008						
Base: Total interviews						
	<u>Full use</u>	<u>Fair use</u>	<u>Full + Fair use</u>	<u>Partial use only</u>	<u>Almost no use</u>	<u>Not applicable</u>
RP	8%	39%	46%	29%	17%	8%
Male	7	40	48	28	16	8
Female	8	37	45	30	17	8
18-24	8	51	59	25	14	2
25-34	10	44	54	22	18	6
35-44	7	36	42	36	14	8
45-54	7	35	42	35	15	9
55 & Above	7	28	35	28	23	14

Q5. Sa palagay ninyo... (SHOWCARD)... ba ang inyong paggamit sa wikang Ingles?
(LUBOS, KATAMTAMAN, BAHAGYA LAMANG, HALOS HINDI GINAGAMIT)

In your opinion, ... (SHOWCARD)... your usage of the English language?
(FULL, FAIR, PARTIAL ONLY, ALMOST NO USE)

 **SOCIAL WEATHER STATIONS** *Founded 1985*
Statistics for Advocacy

March 30 – April 2, 2008 National Survey

Table 2c

	<u>Full use</u>	<u>Fair use</u>	<u>Full + Fair use</u>	<u>Partial use only</u>	<u>Almost no use</u>	<u>Not applicable</u>
RP	8%	39%	46%	29%	17%	8%
Up to some elem.	2	9	11	24	29	37
Up to some HS	3	32	34	34	25	7
Up to some coll.	8	49	57	30	12	2
Coll. grad/Post	27	49	77	19	4	0

Q5. Sa palagay ninyo... (SHOWCARD)... ba ang inyong paggamit sa wikang Ingles?
 (LUBOS, KATAMTAMAN, BAHAGYA LAMANG, HALOS HINDI GINAGAMIT)

In your opinion, ... (SHOWCARD)... your usage of the English language?
 (FULL, FAIR, PARTIAL ONLY, ALMOST NO USE)

SOCIAL WEATHER STATIONS *Founded 1985*
 Statistics for Advocacy

March 30 – April 2, 2008 National Survey